



Cover Sheet:	Documents to Serve with a Temporary Restraining Order and Notice of Court Hearing, Domestic Violence
Effective Date:	June 1, 2019
Last Revision Date:	October 29, 2020
Purpose:	These forms must be served on the restrained party with the Temporary Restraining Order packet.
Assistance:	Parties who are acting as their own attorneys may receive help from the Self Help Center to complete these forms. You may contact the Self Help Center through the Court's website, by creating an e-Correspondence account.
Required Forms:	All forms are Judicial Council forms, unless otherwise indicated: <ul style="list-style-type: none">▪ How Can I Respond to a Request for Domestic Violence Restraining Order?, DV-120-INFO▪ Response to Request for Domestic Violence Restraining Order, DV-120▪ Family Law Case Participant Enrollment Form (Party), local form FL/E-LP-665▪ Proof of Service by Mail, DV-250▪ Get Ready for the Court Hearing, DV-520-INFO▪ How Do I Turn In or Sell My Firearms?, DV-800-INFO▪ Proof of Firearms Turned In or Sold, DV-800▪ Gender Inclusive Power and Control Wheel (not a form)▪ Domestic Violence Resources in Sacramento County (not a form)
Optional Forms:	This form is needed only if you have minor children with the Restrained Party: <ul style="list-style-type: none">▪ Declaration Under Uniform Child Custody Jurisdiction and Enforcement Act (UCCJEA), FL-105
Filing Fee:	N/A
Copies:	The Court does not require additional copies of these forms.
Filing:	N/A
Next Steps:	The attached forms must be served with a copy of the Temporary Restraining Order. The Proof of Personal Service must be filed with the court before or at the time of the hearing.

DV-120-INFO How Can I Respond to a Request for Domestic Violence Restraining Order?

What is a Domestic Violence Restraining Order?

It is a court order that can help protect people who have been abused or threatened with abuse.

Abuse can be physical or emotional. It can be spoken or written.

What does the order do?

The court can order you to:

- Not contact or harm the protected person, including children or others listed as protected people
- Stay away from all protected people
- Not have any guns or ammunition
- Move out of the place that you share with the protected person
- Follow custody and visitation orders
- Pay child support
- Pay spousal support
- Obey property orders
- Follow other types of orders (listed on *Form DV-100*)

Who can ask for a domestic violence restraining order?

The person requesting the order must have a relationship with you:

- Someone you date or used to date
- Married, registered domestic partners, separated, engaged, or divorced
- Someone you live or lived with (more than just a roommate)
- A parent, grandparent, sibling, child, or grandchild related by blood, marriage, or adoption

I've been served with a request for domestic violence restraining order. What do I do now?

Read the papers very carefully. You must follow all the orders the judge made. The *Notice of Court Hearing* tells you when to appear in court. You should go to the hearing, if you do not agree to the orders requested. If you do not go to the hearing, the judge can make orders against you without hearing from you.

What if I don't obey the order?

The police can arrest you. You can go to jail and pay a fine. You must still follow the orders even if you are not a U.S. citizen. If you are worried about your immigration status, talk to an immigration lawyer.

How long does the order last?

If there is a *Temporary Restraining Order* in effect, it will last until the hearing date. At the hearing, the judge will decide whether to extend the order or cancel the order. The judge can extend the order for up to five years. Custody, visitation, child support, and spousal support orders can last longer than five years and they do not end when the restraining order ends.

What if I don't agree with what the order says?

You still must obey the orders until the hearing. If you do NOT agree with the orders the person is asking for, fill out [Form DV-120, Response to Request for Domestic Violence Restraining Order](#). After you fill out the form, file it with the court clerk and “serve” the form on the person asking for the restraining order. “Serve” means to have someone 18 years or older—**not you**—mail a copy to the other party. The person who serves your form must fill out [Form DV-250, Proof of Service by Mail](#). After Form DV-250 is completed, make sure it is filed with the court clerk. You will also have a chance at the hearing to tell your side of the story. For more information on how to prepare for the hearing, read [Form DV-520-INFO, Get Ready for the Restraining Order Court Hearing](#).

Is there a cost to file my Response (Form DV-120)?

No.

What if I also have criminal charges against me?

See a lawyer. Anything you say or write, including in this case, can be used against you in your criminal case.



DV-120-INFO How Can I Respond to a Request for Domestic Violence Restraining Order?

What if I have a gun or ammunition?

If a restraining order is issued, you cannot own, possess, or have a gun, other firearm, or ammunition while the order is in effect. If you have a gun or other firearm in your immediate possession or control, you must sell it to, or store it with, a licensed gun dealer, or turn it in to a law enforcement agency. You must also prove to the court that you turned in or sold your gun. Read [Form DV-800-INFO](#), *How Do I Turn In, Sell, or Store My Firearms?*, for more information.

Do I need a lawyer?

You are not entitled to a free court-appointed lawyer for this case but having a lawyer represent you or getting legal advice from a lawyer is a good idea, especially if you have children. If you cannot afford a lawyer, you can represent yourself. There is free or low-cost help available in every county. For help, ask the court clerk how to find free or low-cost legal services and self-help centers in your area. You can also get free help with child support at your local family law facilitator's office.

What if I do not speak English?

When you file [Form DV-120](#), ask the court clerk if a court interpreter is available for your hearing. If an interpreter is not available, bring someone to interpret for you. Do NOT ask a child, a witness, or anyone to be protected by the order to interpret for you.

What if I am deaf or hard of hearing?



Assistive listening systems, computer-assisted real-time captioning, or sign language interpreter services are available if you ask at least five days before the proceeding. Contact the clerks' office or go to www.courts.ca.gov/forms for *Request for Accommodations by Persons With Disabilities and Response* ([Form MC-410](#)). (Civ. Code, § 54.8.)

Can I use the restraining order to get divorced or terminate a domestic partnership?

No. These forms will not end your marriage or registered domestic partnership. You must file other forms to end your marriage or registered domestic partnership.

What if I have children with the other person?

The judge can make temporary orders for child custody and visitation. If the judge makes a temporary order for child custody, the parent with custody may not remove the child from California before notice to the other parent and a court hearing. Read the order for any other restrictions. There may be some exceptions. Ask a lawyer for more information.

What if I want to leave the county or state?

You must still comply with the restraining order, including custody and visitation orders. The restraining order is valid anywhere in the United States.

Will I see the person who asked for the order at the court hearing?

Yes. Assume that the person who is asking for the order will attend the hearing. Do not talk to him or her unless the judge or that person's attorney says that you can. Any temporary restraining order made by the court is in effect until the end of the hearing.

What if I need a restraining order against the other person?

Do not use this form to request a domestic violence restraining order. For information on how to file your own restraining order, read [Form DV-505-INFO](#). You can also ask the court clerk about free or low-cost legal help.

What if I am a victim of domestic violence?

For a referral to a local domestic violence or legal assistance program, call the National Domestic Violence Hotline:

1-800-799-7233

TDD: 1-800-787-3224

It's free and private.

They can help you in more than 100 languages.

For help in your area, contact:

[Local information may be inserted]

Clerk stamps date here when form is filed.

1 Name of Person Asking for Protection:

(See Form DV-100, item 1):

2 Your Name:

Your lawyer in this case (if you have one):

Name: State Bar No.:

Firm Name:

Address (If you have a lawyer for this case, give your lawyer's information. If you do not have a lawyer and want to keep your home address private, give a different mailing address instead. You do not have to give your telephone, fax, or e-mail.):

Address:

City: State: Zip:

Telephone: Fax:

E-Mail Address:

Fill in court name and street address:

Superior Court of California, County of Sacramento
William R. Ridgeway Family Relations Courthouse
3341 Power Inn Road
Sacramento, CA 95826

Fill in case number:

Case Number:

3 Use this form to respond to the Request for Domestic Violence Restraining Order (Form DV-100).

- Fill out this form and take it to the court clerk.
Have the person in 1 served by mail with a copy of this form and any attached pages.
For more information, read Form DV-120-INFO, How Can I Respond to a Request for Domestic Violence Restraining Order?
This form is for a response to a restraining order request. For more information about how to request your own restraining order, read Form DV-505-INFO and Form DV-120-INFO

The judge will consider your Response at the hearing.

Write your hearing date, time, and place from Form DV-109, Notice of Court Hearing, item 3, here:

Hearing Date -> Date: Time: Dept.: Room:

You must obey the orders in Form DV-110, Temporary Restraining Order, until the hearing. At the hearing, the court may make restraining orders against you that could last up to five years and could be renewed.

4 Relationship to Person Asking for Protection

- I agree to the relationship listed in item 4 on Form DV-100.
I do not agree that the other party and I have or had the relationship listed in item 4 on Form DV-100 because:

5 Other Protected People

- I agree to the order requested.
I do not agree to the order requested, but I would agree to:

(Specify your reasons in item 25, page 5, of this form.)

This is not a Court Order.



6 **Personal Conduct Orders**

- a. I agree to the orders requested.
b. I do not agree to the order requested, but I would agree to: _____

(Specify your reasons in item 25, page 5, of this form.)

7 **Stay-Away Order**

- a. I agree to the order requested.
b. I do not agree to the order requested, but I would agree to: _____

(Specify your reasons in item 25, page 5, of this form.)

8 **Move-Out Order**

- a. I agree to the order requested.
b. I do not agree to the order requested, but I would agree to: _____

(Specify your reasons in item 25, page 5, of this form.)

9 **Guns or Other Firearms or Ammunition**

If you were served with Form DV-110, Temporary Restraining Order, you must turn in any guns or firearms in your immediate possession or control. You must file a receipt with the court from a law enforcement agency or a licensed gun dealer within 48 hours after you received Form DV-110.

- a. I do not own or have any guns or firearms.
b. I ask for an exemption from the firearms prohibition under Family Code section 6389(h) because
(specify): _____
c. I have turned in my guns and firearms to law enforcement or sold them to, or stored them with, a licensed gun dealer. A copy of the receipt showing that I turned in, sold, or stored my firearms
(check all that apply):
 is attached has already been filed with the court.

10 **Record Unlawful Communications**

- a. I agree to the order requested.
b. I do not agree to the order requested, but I would agree to: _____

(Specify your reasons in item 25, page 5, of this form.)

11 **Care of Animals**

- a. I agree to the order requested.
b. I do not agree to the order requested, but I would agree to: _____

(Specify your reasons in item 25, page 5, of this form.)

This is not a Court Order.



- 12** **Child Custody and Visitation**
- a. I agree to the order requested.
 - b. I do not agree to the order requested. *(Specify your reasons in item 25, page 5, of this form.)*
 - c. I am not the parent of the child listed in Form DV-105, *Request for Child Custody and Visitation Orders*.
 - d. I ask for the following custody order *(specify)*: _____

e. I do I do not agree to the orders requested to limit the child’s travel as listed in Form DV-108, *Request for Order: No Travel with Children*.

You and the other parent may tell the court that you want to be legal parents of the children (use Form DV-180, Agreement and Judgment of Parentage).

- 13** **Child Support** *(Check all that apply):*
- a. I agree to the order requested.
 - b. I do not agree to the order requested. *(Specify your reasons in item 25, page 5, of this form.)*
 - c. I agree to pay guideline child support.

Whether or not you agree to pay support, you must fill out, serve, and file [Form FL-150](#), Income and Expense Declaration, or [Form FL-155](#), Financial Statement (Simplified).

- 14** **Property Control**
- a. I agree to the order requested.
 - b. I do not agree to the order requested, but I would agree to: _____
- (Specify your reasons in item 25, page 5, of this form.)*

- 15** **Debt Payment**
- a. I agree to the order requested.
 - b. I do not agree to the order requested, but I would agree to: _____
- (Specify your reasons in item 25, page 5, of this form.)*

- 16** **Property Restraint**
- a. I agree to the order requested.
 - b. I do not agree to the order requested, but I would agree to: _____
- (Specify your reasons in item 25, page 5, of this form.)*

- 17** **Spousal Support**
- a. I agree to the order requested.
 - b. I do not agree to the order requested, but I would agree to: _____
- (Specify your reasons in item 25, page 5, of this form.)*

Whether or not you agree, you must fill out, serve, and file [Form FL-150](#), Income and Expense Declaration.

This is not a Court Order.



18 **Rights to Mobile Device and Wireless Phone Account**

- a. I agree to the order requested.
- b. I do not agree to the order requested, but I would agree to: _____

(Specify your reasons in item 25, page 5, of this form.)

19 **Insurance**

- a. I agree to the order requested.
- b. I do not agree to the order requested, but I would agree to: _____

(Specify your reasons in item 25, page 5, of this form.)

20 **Lawyer's Fees and Costs**

- a. I agree to the order requested.
- b. I do not agree to the order requested, but I would agree to: _____

(Specify your reasons in item 25, page 5, of this form.)

- c. I request the court to order payment of my lawyer's fees and costs.

Whether or not you agree, you must fill out, serve, and file [Form FL-150](#), Income and Expense Declaration.

21 **Payments for Costs and Services**

- a. I agree to the order requested.
- b. I do not agree to the order requested, but I would agree to: _____

(Specify your reasons in item 25, page 5, of this form.)

22 **Batterer Intervention Program**

- a. I agree to the order requested.
- b. I do not agree to the order requested, but I would agree to: _____

(Specify your reasons in item 25, page 5, of this form.)

23 **Other Orders** *(see item 22 on Form DV-100)*

- a. I agree to the order requested.
- b. I do not agree to the order requested, but I would agree to: _____

(Specify your reasons in item 25, page 5, of this form.)

24 **Out-of-Pocket Expenses**

I ask the court to order payment of my out-of-pocket expenses because the temporary restraining order was issued without enough supporting facts. The expenses are:

Item: _____ Amount: \$ _____ Item: _____ Amount: \$ _____

You must fill out, serve, and file [Form FL-150](#), Income and Expense Declaration.

This is not a Court Order.



25 **Reasons I Do Not Agree to the Orders Requested**

Explain your answers to each of the orders requested (*give specific facts and reasons*):

Check here if there is not enough space below for your answer. Put your complete answer on an attached sheet of paper and write, "DV-120, Reasons I Do Not Agree" as a title.

Multiple horizontal lines for writing answers.

26 Number of pages attached to this form, if any: _____

I declare under penalty of perjury under the laws of the State of California that the information above is true and correct.

Date: _____

Type or print your name



Sign your name

Date: _____

Lawyer's name, if you have one



Lawyer's signature

This is not a Court Order.

Important Notice about Access to Your Case

Due to the court closure and significant reduction in services, the court is unable to provide court orders, minute orders, and child custody mediation reports in person or by mail; they are only available online using our Public Case Access System. The court is also unable to provide you with access to your court file.

Access to court orders and minute orders is the only way to obtain instructions on how to appear for hearings and trials, and to know what the court ordered in your case. Access to child custody mediation reports is necessary so that you know what child custody, visitation, or other requirements that the mediator recommended to the court.

To get secure access to your case online, you must complete and submit to the court the attached Family Law Case Participant Enrollment Form - Party, along with a copy of your driver's license to get an account to our Public Case Access System. A separate form must be filed for each case or when you change your email address.

Once you complete the form, you must submit it in person at the courthouse (Monday through Friday 8:00 a.m. to 5:00 p.m.) using the Drop Box, or by US Mail at 3341 Power Inn Road, Sacramento, CA 95826.

Submitting the form immediately is important because it takes:

- Three working days for the court to process it if filed by Drop Box
- Seven working days for the court to process it after mailing using US Mail

Once your access is set up you will receive an email letting you know that you are subscribed to your case. If you do not receive an email notifying you that you are subscribed to your case during the timeframes identified above, please inform the court using our Contact Us page at:

<https://www.saccourt.ca.gov/contact.aspx>.

CONFIDENTIAL

CASE PARTICIPANT NAME: _____ STATE BAR NO: _____ FIRM NAME: _____ ADDRESS: _____ CITY: _____ STATE: CA ZIP CODE: _____ E-MAIL ADDRESS: <i>(must be legible)</i> _____ TELEPHONE NO.: _____ ATTORNEY FOR <i>(Name)</i> : _____ FAX NO. <i>(Optional)</i> : _____	FOR COURT USE ONLY
NAME OF COURT: Superior Court of California, County of Sacramento STREET ADDRESS: 3341 Power Inn Road MAILING ADDRESS: CITY AND ZIP CODE: Sacramento, CA 95826 BRANCH NAME: William R. Ridgeway Family Relations Courthouse	
PETITIONER/PLAINTIFF: _____ RESPONDENT/DEFENDANT: _____ CLAIMANT: _____	
FAMILY LAW CASE PARTICIPANT ENROLLMENT FORM PARTY	CASE NUMBER: _____

You may access orders for law and motion hearings, and mediation reports prepared by Family Court Services using the court's online Public Case Access System. Free access is available for 72 hours from the time the order is issued or the report is prepared, or from the time the court creates your case subscription. After 72 hours, you may pay for copies.

INSTRUCTIONS

To setup your account you must:

- File this form with a copy of your **driver license or a state or federal issued photo identification card**.
- A separate form must be filed for each of your Family Law cases.
- Once the court has created your subscription to your case, you will receive a confirming email. You must follow the instructions in that email to complete the process.
- Once your subscription is completed, you will receive an email notification each time an order or report is added to your case.

I, _____, request that the court create an account and/or subscription to my Family Law case.

I, _____, request that the court update my account with a new email address.

I declare that my private email address is *(must be legible)*:

(Please use Ø for zero, 1 for one and clearly differentiate i, L, S, 5, 3 and 8's).

I understand, if I change my email address I must file a new enrollment form with the court.

I acknowledge that confidential mediation reports contain private information that is not part of the public court file. I understand that without a court order, I must not disclose any contents of the Report to anyone (including any minor children) other than the parties to my case (Petitioner/Respondent/Claimant) and their attorneys and court professionals. I acknowledge that the court may impose a penalty for any unauthorized disclosure of any content of the Family Court Services report.

I declare under penalty of perjury under the laws of the State of California that the foregoing is true and correct.

Date: _____

(TYPE OR PRINT NAME)

(SIGNATURE OF DECLARANT)

Clerk stamps date here when form is filed.

Fill in court name and street address:

Superior Court of California, County of Sacramento
William R. Ridgeway Family Relations Courthouse
3341 Power Inn Road
Sacramento, CA 95826

Fill in case number:

Case Number:

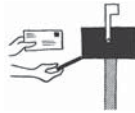
1 Name of Person Asking for Protection:

2 Name of Person to Be Restrained:

3 Notice to Server

The server must:

- Be 18 years of age or over.
- Not be listed in items **1**, **2** or **3** of form DV-100, *Request for Domestic Violence Restraining Order*.
- Mail a copy of all documents checked in **4** to the person in **5**.



4 I (the server) am 18 years of age or over and live in or am employed in the county where the mailing took place. I mailed a copy of all documents checked below to the person in 5:

- a. DV-112, *Waiver of Hearing on Denied Request for Temporary Restraining Order*
- b. DV-120, *Response to Request for Domestic Violence Restraining Order*
- c. FL-150, *Income and Expense Declaration*
- d. FL-155, *Simplified Financial Statement*
- e. DV-130, *Restraining Order After Hearing (Order of Protection)*
- f. Other (specify): _____

5 I placed copies of the documents checked above in a sealed envelope and mailed them as described below:

- a. Name of person served: _____
- b. To this address: _____
City: _____ State: _____ Zip: _____
- c. Mailed on (date): _____
- d. Mailed from (city): _____ (state): _____

6 Server's Information

Name: _____
Address: _____
City: _____ State: _____ Zip: _____
Telephone: _____


If you are a registered process server:

County of registration: _____ Registration number: _____

7 I declare under penalty of perjury under the laws of the State of California that the information above is true and correct.

Date: _____

Type or print server's name



Server to sign here

This form explains what to do *before*, *during*, and *after* the restraining order hearing. You can go to www.courts.ca.gov/dvforms for more information and to find the court forms listed in this information form

Before the hearing

Take these papers to court (you can use the check boxes on this page to keep track of what you need or have):

- 3 copies of **all** papers you filed for your case.
- 3 copies of documents that support your case (police or medical reports, rental agreements or receipts, photos, bills). Be ready to give the other party copies of what you give to the judge. Sometimes the judge cannot look at or consider certain documents. The judge will decide which documents can be included in your case.
- 3 copies of pay stubs or other proof of income (only if orders about money, such as child or spousal support, were requested). If the judge accepts your proof, s/he will also give a copy to the other person.

If needed, make arrangements for:

- A support person.** But that person cannot speak for you in court.
- Witness(es)** to testify in court. Or you may bring a witness’s signed statement of what they saw or heard. The witness’s statement can be on a sheet of paper that says *Declaration* at the top, and *Signed under penalty of perjury* at the bottom, just above the witness’s signature. Or the witness may use form [MC-030](#), *Declaration* instead.



Exception: If the other person objects to your witness, that witness must be in court if you want the judge to hear from him or her.

- The signed Proof of Service form.** For more information, see [DV-200-INFO](#), *What Is “Proof of Personal Service?”*
- Make a list of the orders you want (or don’t want), and practice saying it. You may only have a few minutes to talk to the judge. If you get nervous at the hearing, just read from your list. You may also write a statement and read it to the judge. You may also say other things after you read the statement.
- Childcare.** Most of the time, children will not be allowed in the courtroom during the hearing. Call the court and ask if they have a children’s waiting room. If not, arrange for childcare.
- If you do not speak English well, ask the clerk for an **interpreter**. The clerk may ask you to fill out a



request form if you want the court to have an interpreter at the hearing. If the court cannot give you an interpreter, bring an adult to interpret for you. Do not ask a witness or a child involved in your case to interpret for you.

If the hearing is about getting a restraining order **against** you:

- **Go to the hearing!** If you miss it, the judge can make orders without hearing your side.
- Read [DV-120-INFO](#), *How Can I Respond to a Request for Domestic Violence Restraining Order?*
- You can fill out and file a court form to tell the judge your side (form [DV-120](#), *Response to Request for Domestic Violence Restraining Order*). Take 3 copies of this form to the court hearing.
- *Note:* If the other person asks for orders about money (child or spousal support or other financial orders), read form [DV-570](#) to see if you should fill out an Income and Expense Declaration or a Simplified Financial Statement.



At the hearing



Get to court at least **30 minutes early**. Find your courtroom. When it opens, go in and tell the courtroom clerk or law enforcement officer you are present, and the names of any witnesses, and if the witness needs an interpreter.

- Do not sit near or talk to the other person. If you are afraid of the other person, tell the officer.
- Watch the other cases so you will know what to do.
- Go to the front of the courtroom when they call your name.
- You may be at court several hours. It depends on how many cases there are. Your hearing may last just a few minutes or over an hour.

Warning! If you asked for the restraining order but do not go to the hearing, your temporary restraining order will end and there may not be a hearing. The court could make other orders if the other side asks, even if the restraining order is not granted. To get another restraining order, you must fill out and file a new set of forms.

In the courtroom



The judge may ask you questions. The other people in the case and their lawyers may ask questions, too.

- Tell the truth. Speak slowly. Give complete answers. You can read from your list.
- Try to answer exactly what the judge asks.
- If you don't understand, say "I don't understand the question."
- Speak only to the judge unless it's your turn to ask questions or the judge tells you to answer a question from the other person or his/her lawyer.
- Do not interrupt anyone! If the other person tells a lie, wait until s/he finishes talking, then tell the judge.

Family Court Services

If you ask for parenting time (custody and visitation) orders, the court may send both parents to Family Court Services for *court-connected mediation* or *child custody recommending counseling*. For more information, see forms: [FL-313-INFO](#), *Child Custody Information Sheet—Recommending Counseling*, or [FL-314-INFO](#), *Child Custody Information Sheet—Child Custody Mediation*. If you are sent to Family Court Services, the judge may extend the date of the orders (or make new temporary orders) to last until your next court date.

The court may postpone (continue) your case if:



- The person to be restrained has not been served or needs time to get a lawyer or prepare an answer.
- The judge wants more information or your hearing is taking longer than planned.

If this happens, you will have to come back another day. The person who asked for the order may ask the judge to make the temporary orders last until the new hearing date. The court might use form [DV-116](#) for the new hearing.

At the end of the hearing

For most cases, the judge will make decisions about your case at the end of the hearing. To decide if the requested orders should be approved or not, the judge will decide if the evidence shows that the person asking for protection is entitled to a restraining order. The judge will consider the evidence and the safety risks of the adults and children involved in the case. If the judge makes orders at the hearing, the orders will be on form [DV-130](#), *Restraining Order After Hearing*.

If you asked for the order(s):

- The court clerk might fill out form [DV-130](#). If so, s/he will take it to the judge. If not, ask who should fill it out, and where to file it. After the form is filed, the court clerk will give you up to 3 copies.
- Read the signed form [DV-130](#) carefully. If anything is different from what the judge said in court, ask the clerk for help right away. Or talk to your lawyer, if you have one.
- Your temporary orders expire at midnight of the date of your hearing. File your new order the same day so you will be protected.
- If the court makes the restraining order, the clerk will send form [DV-130](#), *Restraining Order After Hearing* to law enforcement. Doing this puts your orders in a database called CLETS. This lets police everywhere in the state know about the orders.
- **Important!** Always keep a copy of the restraining order with you.



After the hearing


If you **asked** for the restraining order, and the court made the order...



You must have the other person served with a copy of form [DV-130](#). You may have him or her served with a copy of form [DV-130](#) in the courtroom after the hearing or by mail.

If the restrained person was *not* at the hearing and the new orders are

- the **same** as the temporary order, you may have the other person served with a copy of form [DV-130](#) by mail. Ask the server to complete form DV-250.
- **different** from the temporary order, you must have someone serve form [DV-130](#) in person, not by mail. Ask the server to complete form [DV-200](#), *Proof of Personal Service*, and give it back to you.



Important! You must file a completed form [DV-200](#), *Proof of Personal Service*, or form [DV-250](#), *Proof of Service by Mail*. Keep a copy for your records. Keep a copy of the orders with you at all times.

Other orders

If you asked for support or child custody/visitation orders, you may also get one of these forms:

- Form [DV-140](#), *Child Custody and Visitation Order*, if the judge ordered child custody or visitation.
- Form [FL-342](#), *Child Support Information and Order Attachment*, or form [FL-343](#), *Spousal, Partner, or Family Support Order Attachment*, if the judge orders child support and/or spousal support.

**What if you are deaf or hard of hearing?**

Assistive listening systems, computer-assisted real-time captioning, or sign language interpreter services are available if you ask at least five days before the proceeding. Contact the clerk's office or go to www.courts.ca.gov/forms for *Request for Accommodations by Persons With Disabilities and Order* (form [MC-410](#)). (Civil Code, § 54.8)

If the court made a restraining order **against** you...

- You must obey orders the judge makes at the hearing. Orders are written on form [DV-130](#). If you do not obey them, you could be arrested.
- You will be served the *Restraining Order After Hearing* (form [DV-130](#)) at the hearing or within a few days, by mail or in person.
- Read the signed form [DV-130](#) carefully when you receive it. If anything is different from what the judge said, ask the court clerk for help right away. Or talk to your lawyer, if you have one.

If you do not receive a copy of the orders within a few days, ask the clerk for a copy.

Review *How Do I Turn In, Sell, or Store My Firearms* ([DV-800-INFO/JV-252-INFO](#)).

Need more help?

Ask the court clerk about free or low-cost legal help. Ask for information at the court about the Self-Help Center or Family Law Facilitator Office.

For a referral to a local domestic violence or legal assistance program, call the National Domestic Violence Hotline: **1-800-799-7233**

TDD: 1-800-787-3224

It's free and private. They can help you in more than 100 languages.

1 What is a firearm?

A firearm is a

- Handgun
- Shotgun
- Rifle
- Assault Weapon

**2 If you own or have a firearm, you must:**

- Turn it in to local law enforcement, *or*
- Sell it to, or store it with, a licensed gun dealer.

3 How do I sell or store my firearm?

Find a licensed gun dealer in your area.

Look under “Firearms Dealers” in your local Yellow Pages or on the Internet. Make sure the dealer is licensed.

4 How do I take my firearm to law enforcement?

Call your local law enforcement agency to ask about their procedures. Take a copy of the restraining order with you. Go directly to the law enforcement agency. Do not go anywhere else with firearms in your vehicle!

5 If I turn my firearm in to law enforcement, how long will they keep it?

Ask the law enforcement agency.

6 After I give my firearm to law enforcement, can I change my mind?

Yes. You are allowed to make one sale through a licensed gun dealer. To do this, a licensed gun dealer must present a bill of sale to your local law enforcement agency. The law enforcement agency will give the licensed gun dealer the firearm you are selling.

7 Do I have to pay the law enforcement agency to keep my firearm?

You may have to pay the agency for keeping your firearm. Contact your local law enforcement agency and ask if a fee is charged. The agency will tell you how much you need to pay.

8 Questions?

Call your local law enforcement agency:
[insert local information here]

DO:

- unload your firearm.
- put your firearm in the trunk.
- call ahead to the law enforcement agency.

DO NOT:

- bring a loaded firearm to the law enforcement agency.
- bring ammunition with the firearm when you turn it in.
- put your firearm in a locked glove compartment.
- bring a firearm to court.

Clerk stamps date here when form is filed.

Fill in court name and street address:

Superior Court of California, County of Sacramento
William R. Ridgeway Family Relations Courthouse
3341 Power Inn Road
Sacramento, CA 95826

Court fills in case number when form is filed.

Case Number:

1 Protected Person

Name: _____

2 Restrained Person

a. Your Name: _____

Your Lawyer (if you have one for this case):

Name: _____ State Bar No.: _____

Firm Name: _____

b. Your Address (If you have a lawyer, give your lawyer's information. If you do not have a lawyer and want to keep your home address private, you may give a different mailing address instead. You do not have to give telephone, fax, or e-mail.):

Address: _____

City: _____ State: _____ Zip: _____

Telephone: _____ Fax: _____

E-Mail Address: _____

3 To the Restrained Person:

If the court has ordered you to turn in, sell, or store your firearms, you may use this form to prove to the court that you have obeyed its orders. When you deliver your unloaded weapons, ask the law enforcement officer or the licensed gun dealer to complete item 4 or 5 and item 6. After the form is signed, file it with the court clerk. Keep a copy for yourself. For help, read form DV-800-INFO/JV-252-INFO, *How Do I Turn In, Sell, or Store My Firearms?*

4 To Law Enforcement

Fill out items 4 and 6 of this form. Keep a copy and give the original to the person who turned in the firearms.

The firearms listed in 6 were turned in on:

Date: _____ at: _____ a.m. p.m.

To: _____
Name and title of law enforcement agent

Name of law enforcement agency

Address

I declare under penalty of perjury under the laws of the State of California that the information above is true and correct.

▶ _____
Signature of law enforcement agent

5 To Licensed Gun Dealer

Fill out items 5 and 6 of this form. Keep a copy and give the original to the person who sold you the firearms or stored them with you.

The firearms listed in 6 were

sold to me transferred to me for storage on:

Date: _____ at: _____ a.m. p.m.

To: _____
Name of licensed gun dealer

License number Telephone

Address

I declare under penalty of perjury under the laws of the State of California that the information above is true and correct.

▶ _____
Signature of law enforcement agent



6 Firearms

	<u>Make</u>	<u>Model</u>	<u>Serial Number</u>
a.	_____	_____	_____
b.	_____	_____	_____
c.	_____	_____	_____
d.	_____	_____	_____
e.	_____	_____	_____

Check here if you turned in, sold, or stored more firearms. Attach a sheet of paper and write "DV-800/JV-252, Item 6—Firearms Turned In, Sold, or Stored" for a title. Include make, model, and serial number of each firearm. You may use form MC-025, Attachment.

7 Do you have, own, possess, or control any other firearms besides the firearms listed in **6**? Yes No

If you answered yes, have you turned in, sold, or stored those other firearms? Yes No

If yes, check one of the boxes below:

a. I filed a *Proof of Firearms Turned In, Sold, or Stored* for those firearms with the court on (date):

b. I am filing the proof for those firearms along with this proof.

c. I have not yet filed the proof for the other firearms. (explain why not):

Check here if there is not enough space below for your answer. Put your complete answer on the attached sheet of paper or form MC-025 and write "Attachment 7c" for a title.

I declare under penalty of perjury under the laws of the State of California that the information above is true and correct.

Date: _____

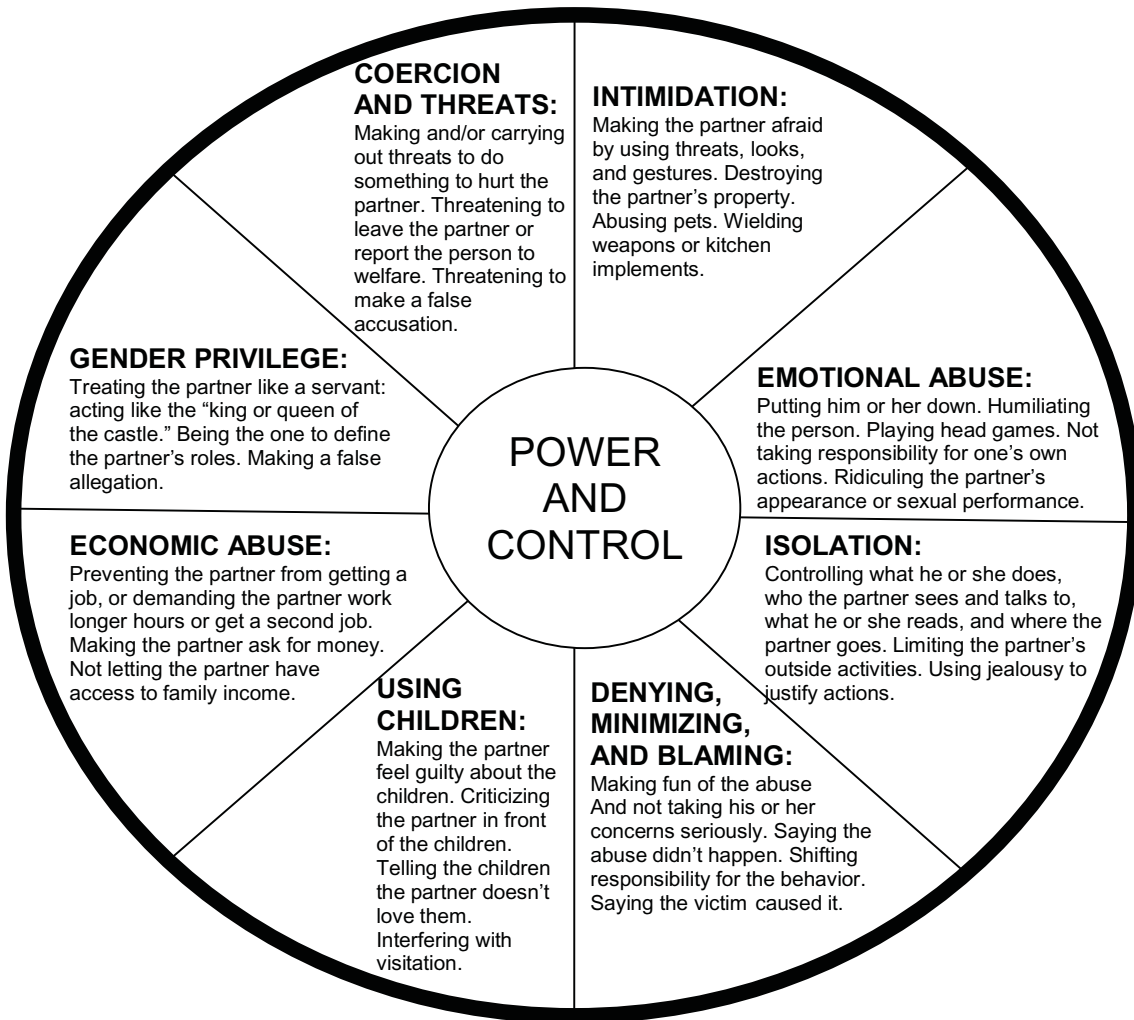
Type or print your name

 _____
Sign your name

GENDER-INCLUSIVE

POWER AND CONTROL WHEEL

Physical and sexual assaults, or threats to commit them, are often linked to other abusive behaviors. Although physical assaults may occur only occasionally, they can instill the fear of future violence, allowing the abuser to take control of the partner’s life. The Gender-Inclusive Power and Control Wheel is a helpful tool to understand the overall pattern of abusive and violent behavior.



Original Power and Control Wheel developed by:
Domestic Abuse Intervention Project
 202 East Superior Street
 Duluth, MN 55802

Adapted by:
SAVE: Stop Abusive and Violent Environments
 Technical assistance - Training - Education
 P.O. Box 1221
 Rockville, MD 20849
 2/3/2012



**Superior Court of California
County of Sacramento
William R. Ridgeway Family Relations Courthouse
3341 Power Inn Road
Sacramento, CA 95826**

Family Law and Probate Division Resource Sheet

Filing Options

Drop Box

Drop for Family Law, Probate & Juvenile Dependency filings ONLY in the Drop Box located in the Court lobby, Mon – Fri: 7:30 am – 5:00 pm. To ensure your documents are returned to you, include a self-addressed, stamped envelope.

Filing by Mail

In lieu of filing papers at the courthouse, they may be filed by mailing them to the William R. Ridgeway Family Relations Courthouse. To ensure your documents are returned to you, include a self-addressed, stamped envelope.

File Ordering Options

Request a Court File Online

If you have an older file, you can now order it on the court's web site. To order your file, go to:

<http://www.saccourt.ca.gov/family/records-request.aspx>

Child Support Options

Department of Child Support Services

www.childsupport.ca.gov

Establishes, modifies and enforces child support and health insurance orders for custodial parents and for AFDC reimbursement; enforces existing spousal support orders together with child support orders, child support calculator.

www.cse.ca.gov/ChildSupport/cse/guidelineCalculator

*Sacramento County Dept. of Child Support Services
3701 Power Inn Road, Sacramento, CA*

Hours: 8:00 am – 5:00 pm.

(866) 901-3212

DissoMaster Support Calculations

Child/spousal/partner support calculations are Prepared at no charge by the Temporary Judges Every Tues from 9:00 to 11:00 in Room 215 (second floor). No appointment required.

Self Help Options

e-Correspondence

Assistance for self-represented parties with Family Law and Probate Guardianship cases in the Sacramento County Superior Court via the web. Assistance is provided by staff of the Family Law Facilitator's Office. Please sign up for an e-Correspondence account at the address below:

<https://services.saccourt.ca.gov/flfoecorrespondence/>

Web Site for Sacramento Superior Court

www.saccourt.ca.gov

Provides information about the Court, local rules, forms and instructions. For Family Law court process information and Self Help Resources, follow the link for "Family and Children." For Probate court process information, follow the link for "Probate."

California Courts Online Self Help Center

www.courts.ca.gov

Provides information on the legal system, resources for finding legal help, alternatives to going to court, as well as specific information about Family Law, Probate, Domestic Violence, and much more.

Family Law Facilitator's Office

Assists self-represented litigants with Family Law and Probate guardianship cases, including child support and paternity in cases involving DCSS.

Hours: Mon – Thurs: 8:30 am – 4:00 pm

Family Relations Courthouse, Room 113

Walk In Service Only (with service ticket)



**Superior Court of California
County of Sacramento
William R. Ridgeway Family Relations Courthouse
3341 Power Inn Road
Sacramento, CA 95826**

Family Law and Probate Division Resource Sheet

Domestic Violence & Elder Abuse Resources

Crisis Hotlines/Shelters

A Community for Peace (Citrus Heights)
916-728-7210

My Sister's House (Asian/Pan Pacific Services)
916-428-3271

PEACE for Families (Roseville)
800-575-5352

WEAVE
916-920-2952 – main crisis line

Saint John's Program for Real Change
916-453-1482

24/7 Sexual Assault hotline 800-656-HOPE

24/7 Domestic Violence hotline 800-799-SAFE

Children's Emergency Services

National Parent Helpline
1-855-427-2736 (toll free)
Trained advocates provide emotional support and resources to
parents and caregivers.

www.nationalparenthelpline.org

Children's Crisis Nursery
916-394-2000
Emergency Childcare and shelter services.

Reporting Abuse

Adult Protective Services (Elderly / Adult Victims)
916-874-9377

Children's Protective Services (CPS)
916-875-5437

Victim Assistance

Victim/Witness Center 916-874-5701
Trained and experienced victim advocates provide crisis counseling, direct
assistance, and information about the criminal justice system and community
referrals.

Victim Notification of Abuser's
Release from Jail. 800-491-3064

Victims can register to be notified upon release of abuser from jail.

Help Getting a Temporary Restraining Order

Temporary Restraining Order Workshop
Family Relations Courthouse
Self Help Computer Room, Room 114
Mondays, Wednesdays and Fridays at 8:45 am
(Spanish interpreter available)

This workshop will help you complete the forms to apply for a Domestic
Violence Restraining Order.

Other Legal Services

1-800-VICTIMS
Legal assistance in family law matters for victims of domestic violence.

Victim Counseling & Batterer's Treatment Programs

The Sacramento Superior Court maintains lists of local providers of
counseling, supervised visitation and other services commonly required in
cases involving domestic violence. All provider lists are posted on the
Sacramento Superior Court's website at:

[https://www.saccourt.ca.gov/family/resource-court-ordered-
services.aspx](https://www.saccourt.ca.gov/family/resource-court-ordered-services.aspx)

Batterer's Treatment Programs are for the abuser, male or female, and are
focused on stopping the cycle of violence through anger management and
personal techniques to reduce conflict and common triggers of abuse.
Batterer's Treatment Programs are certified by the Sacramento County
Department of Probation